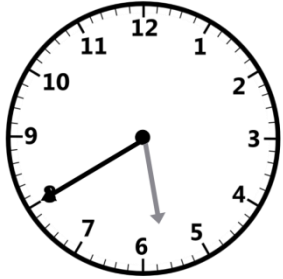



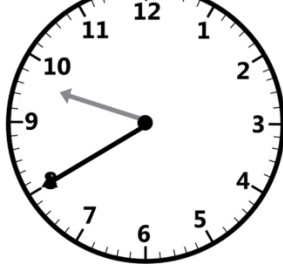


Name: _____

Date: _____

Measurement – Time – Clock Face to Five Minutes

1. Write the time shown on each clock, in the space provided using minutes before or minutes after the hour.
2. Write the time in Digital form in the box provided.

	<hr/> <div style="border: 1px solid black; border-radius: 10px; width: 100px; height: 30px; display: flex; align-items: center; justify-content: center;">:</div>
	<hr/> <div style="border: 1px solid black; border-radius: 10px; width: 100px; height: 30px; display: flex; align-items: center; justify-content: center;">:</div>
	<hr/> <div style="border: 1px solid black; border-radius: 10px; width: 100px; height: 30px; display: flex; align-items: center; justify-content: center;">:</div>
	<hr/> <div style="border: 1px solid black; border-radius: 10px; width: 100px; height: 30px; display: flex; align-items: center; justify-content: center;">:</div>
	<hr/> <div style="border: 1px solid black; border-radius: 10px; width: 100px; height: 30px; display: flex; align-items: center; justify-content: center;">:</div>